

F.No. 34/16/2008-EO(F)
Government of India
Ministry of Personnel, P.G. and Pensions
(Department of Personnel and Training)

New Delhi, the 11th March, 2008.

Subject: An Area Focused Training Course in Tsunami Disaster Mitigation for Asian Countries to be held in Japan from 29th September, 2008 to 19th September, 2009.

The undersigned is directed to state that the Japan International Cooperation Agency (JICA) under the Technical Cooperation Programme of the Government of Japan has invited applications for an Area Focused Training Course in Tsunami Disaster Mitigation for Asian Countries to be held in Japan from 29th September, 2008 to 19th September, 2009. The details of the programme and the application form may be drawn from Ministry of Personnel, Public Grievances and Pensions website (www.persmin.nic.in). **There are 04 slots available globally.**


2. The course is designed for the University graduates in Seismology, Tsunami or their Disaster Mitigation, or be university graduates in Science and Technology other than above mentioned subjects with professional experience of three or more years in the field of Seismology, Tsunami or their Disaster Mitigation. The candidate should be between 22 and 40 years of age, be in good health, both physically and mentally, to undergo the training, and not be serving in the military. The candidate should be well versed in advanced mathematics and have a good command of English.

3. The overall goal of the course is to mitigate tsunami disasters in developing countries (e.g. mitigation of tsunami disasters through dissemination and transfer of technologies and knowledge of tsunamis) and nurture of personnel who have acquired advanced technologies and knowledge in the fields of tsunami and are able to establish, utilize and/or regions under consideration of their actual conditions, regulations and institutions.

4. The fellowship award covers a Round-trip air ticket between an international airport designated by JICA and Japan, Allowances for (accommodation, living expenses, outfits and shipping), expenses for JICA study tours, free medical care for participants who may fall ill after reaching Japan and expenses for programme implementation including materials.

5. The nomination details should be submitted in the JICA's prescribed proforma (A2A3) duly authenticated by the Department concerned. The application forms should be routed through the concerned Ministries/Departments/State Governments and it should also be certified by the Competent Authority that the institution is a Government institution.

6. The applications should reach the Department not later than **7th May, 2008**. Nominations received after the prescribed date will not be considered. The circular inviting applications for training course is available on this Department's website (www.persmin.nic.in).


(Trishaljit Sethi)
Director

1. Ministry of Science & Technology, Technology Bhavan, New Mehrauli Raod, New Delhi.
2. M/o Earth Sciences, Block No. 12, CGO Complex, Lodhi Road, New Delhi.
3. All the State Governments/Union Territories.
4. ✓ Director (Technical), NIC with the request to post the circular along with the JICA's circular on the Department's website.



For a better tomorrow for all.

Japan International Cooperation Agency
(Government of Japan)

No. 1/CF-CP/2008

3rd March, 2008

Dear Ms. Arun Prabha,

An Area Focused Training Course in Tsunami Disaster Mitigation for Asian Countries will be held in Japan from 29th September, 2008 to 19th September, 2009 under the Technical Cooperation Programme of the Government of Japan.

We are forwarding herewith six copies of the General Information Booklet on the above offer. It is requested that the following documents of the selected candidate may please be submitted to this office by 16th May, 2008:-


- (1) The Nomination Form A2A3 together with the medical history questionnaire,
- (2) The desired Application Report
- (3) The Application Materials for GRIPS/BRI Master Program

Further details are available in the General Information Booklet. It may be noted that the participants would be awarded a Master's Degree upon achieving the requirement of training. Therefore, the official copy of the diploma/degree certificate etc along with the completed Application Report and Application Materials for GRIPS/BRI Master Program are essential for screening of applications.

It is further informed that 4 slots are available globally for the above course and it would be much appreciated if you could take further necessary action and submit the nomination(s) of suitable candidate(s) to this office by the designated date.

With regards,

Yours sincerely,


(Yumiko Asakuma)
Deputy Resident Representative

Encl: As stated above.
Ms. Arun Prabha
Under Secretary (PMU and Trg.)
Department of Economic Affairs
Ministry of Finance
North Block
New Delhi

Copy to:-

Mr. R.K. Kharb, Section Officer, Department of Personnel and Training, Ministry of Personnel, Public Grievances and Pensions, New Delhi.

C-99/E.O.E/08
80/25/01
10/31/08

1/13
ms vs



TRAINING AND DIALOGUE PROGRAMS

GENERAL INFORMATION ON

TSUNAMI DISASTER MITIGATION FOR ASIAN COUNTRIES

Approved as a master's degree program by GRIPS and BRI

アジア地域「津波防災」

JFY 2008

<Type: Leaders Training / 類型: 中核人材育成型>

NO. J08-04054

From Sep 2008 to Sep 2009

Phases in Japan: From Sep. 29, 2008 to Sep. 19, 2009

This information pertains to one of the Training and Dialogue Programs of the Japan International Cooperation Agency (JICA), which shall be implemented as part of the Official Development Assistance of the Government of Japan based on bilateral agreement between both Governments.

I. Course Background and Overall Goal

Seismic and tsunami disasters, which instantly take human lives, destroy houses and devastate social properties, are clearly distinguished from other natural disasters. Fires and collapse of man-made structures caused by earthquakes and tsunamis may accelerate human losses, to say nothing of other aspects common to all natural disasters such as heavy economic losses, difficulty of preparedness and precautions due to unpredictability, and difficulty of immediate response to damages due to sudden occurrence. Tsunami disaster, however, can be mitigated by tsunami early warning utilizing the time difference between the earthquake occurrence and tsunami attack.

The 2004 Sumatra earthquake had caused giant tsunami. The tsunami damage was enormous and still now people are suffering from it on the Indian Ocean coastal area. We need countermeasures against tsunami disasters to reduce their damages. The countermeasures have to be based on latest knowledge of earthquakes and tsunamis. The development of technologies in Seismology and Tsunamis has materialized seismic-proof living environments in developed countries such as Japan and the United States. In the meantime, the situation in developing countries has not changed, although efforts to transfer seismic- and tsunami-technologies from developed countries have been made. In order to mitigate tsunami disaster in developing countries, it is not enough to merely transfer knowledge and technologies of Seismology and Tsunamis from developed countries. It is, however, essential to develop earthquake and tsunami-related technologies applicable to each country by its own efforts, taking into consideration actual conditions and systems of the respective countries. To achieve this aim, it is also necessary to nurture human resources to be highly capable of planning, instructing, and extending tsunami disaster mitigation technologies, by combining advanced relevant technologies with administrative capability to utilize and disseminate those technologies.

This Training Course, implemented with collaboration of the Building Research Institute (BRI), aims to foster persons to have high capabilities to plan, teach, and extend technologies related to tsunami disaster mitigation, through the training not only in the fields of Tsunamis, but also in the field of Tsunami Disaster Mitigation Policies. The curriculum of this course is approved as a master's degree program by National Graduate Institute for Policy Studies (GRIPS) and BRI. Acquiring required credits during the training, the participants will be awarded a Master's degree, "Master of Disaster Mitigation" by GRIPS and BRI. Accordingly this training is very demanding. Applicants, with an excellent demonstrable educational and professional background, should be highly motivated and confident enough to pursue and attain the requirement of the program so that they can obtain the degree.

The Overall Goal is to mitigate tsunami disasters in developing countries (e.g., mitigation of tsunami disasters through dissemination and transfer of technologies and knowledge of tsunamis).

Remark:

This program is supported by UNESCO in the framework of its program on disaster reduction.

II. Course Description

1. Course Title (No.):

Tsunami Disaster Mitigation (J0804054)

2. Course Objective/Outcome:

Nurture of personnel who have acquired advanced technologies and knowledge in the fields of tsunami and are able to establish, utilize and disseminate tsunami disaster mitigation technologies applicable to their respective countries and/or regions under consideration of their actual conditions, regulations and institutions

3. Course Outputs:

To achieve the above mentioned objective, participants are expected to produce the following outputs by the end of this course:

- (1) to understand fundamental theories of seismology and tsunami through lectures and practices
- (2) to acquire applied techniques of seismology and tsunami through lectures and practices
- (3) to acquire techniques and knowledge for tsunami disaster mitigation through lectures and practices
- (4) to understand policies for tsunami disaster mitigation through lectures and practices
- (5) to improve participants' capacities to apply techniques and knowledge learnt in lectures and practices through their studies on individual topics, and to make action plans in order to solve problems in their respective countries

4. Duration:

29 September, 2008 – 19 September, 2009

5. Total Number of Participants and Candidate Countries:

- (1) Number of Participants; 4 participants
- (2) Candidate Countries; India, Indonesia, Malaysia, Thailand

6. Eligible/Target Organization:

Organization concerning to Earthquake and Tsunami Disaster Mitigation.

-Target Group-

Technical Officials, Engineers or Researchers in the fields of Seismology, Tsunami and Their Disaster Mitigation

7. Language to be used in this Course:

English

8. Course Program:

- (1) Preparatory Phase

Every applicant accepted has to improve Inception Report (See ANNEX II) and to prepare the digital materials to present the contents of their Inception Report.

(2) Program in Japan

The course consists of lectures, practical training, field trips and individual study.

Lectures 40%	Practical Training 15%	Field Trips 10%	Individual Study 35%
-----------------	------------------------------	-----------------------	----------------------------

Table.1 Contents of this course

Orientation	Opening Ceremony, Interview, Guidance Overview of Earthquake and Disasters Earthquakes and Tsunami
Basic Subjects Related with Earthquake and Disasters	Information Technology Related with Earthquake and Disasters I -Computer (1) - <i>Mathematics for Seismology (1)</i> - <i>Practice for Information Technology Related with Earthquake and Disasters</i>
	Information Technology Related with Earthquake and Disasters II - <i>Theory of Seismic Waves</i> - <i>Mathematics for Seismology (3)</i>
	Earthquake Phenomenology I - <i>Practice on Theory of Seismic Waves</i> - <i>Local Earthquake Analysis</i> - <i>Analysis of Teleseismic Records</i> - <i>Practice for Earthquake Phenomenology</i>
	Earthquake Phenomenology II - <i>Earthquake Focal Mechanism</i> - <i>Seismicity and Statistics</i> - <i>Surface Waves</i> - <i>Crust and Upper Mantle Structure</i>
Advanced Subjects Related with Earthquake and Disasters	Earthquake Circumstance I - <i>Scaling Law of Earthquake</i> - <i>Overview for Earthquake Prediction Research (1)</i> - <i>Mathematics for Seismology (2)</i> - <i>Computer (2)</i> - <i>Monitoring the Earthquake Circumstance</i> - <i>Practice for Earthquake Circumstance</i>
	Earthquake Circumstance II - <i>Overview for Earthquake Prediction Research (2)</i> - <i>Crustal Deformation</i> - <i>Earthquake and Plate Tectonics</i> - <i>Earthquake Source Process</i>
	Theory of Tsunami I - <i>Tsunami Simulation</i> - <i>Data Processing</i> - <i>Practice for Theory of Tsunami</i>
	Theory of Tsunami II - <i>Mathematics for Tsunami</i> - <i>Hydrodynamics for Tsunami</i> - <i>Tsunami Generation and Propagation</i> - <i>Tsunami Source</i> - <i>Theory of Tsunami propagation and Inundation Simulation</i>
Tsunami Hazard and Risk Assessment	Tsunami Hazard Assessment I - <i>Tsunami Hazard Map</i> - <i>Tsunami Disaster Prevention Administration</i> - <i>Education of Tsunami Disaster Reduction</i> - <i>Earthquake Hazard Assessment Case Study</i>
	Tsunami Hazard Assessment II - <i>Introduction of Tsunami Disaster Mitigation</i> - <i>Tsunami Hazard Assessment</i> - <i>Tsunami Disaster Mitigation Policy and Risk Management in Japan</i> - <i>Tsunami Damage Survey</i>

	Tsunami Countermeasures I -Tsunami Protection Facility -Tsunami Observation -International Tsunami Warning Systems -Tsunami Early Warning System and Dissemination
	Tsunami Countermeasure II -Tsunami Force and Tsunami Resistant Structure -Tsunami Evacuation Building
Special Lectures	-Tsunami Magnitude and Catalogue -Geology for Tsunami -Volcano and Earthquake -Project Cycle Management for Disaster Mitigation -Real-time earthquake information -Earthquake Information -Earthquake Observation I -Earthquake Observation II
Earthquake and Tsunami Disaster Mitigation Policy	Seismic Disaster Mitigation Policy Disaster Risk Management Dissemination for Earthquake Disaster Mitigation (Bosaikan etc. visit) Introduction to GIS for Earthquake Disaster Mitigation Japanese ODA Policy and Development Support related with Disaster Mitigation
Case Studies	Practice of Earthquake Disaster Mitigation Policy I ----- Study Trip (1) Practice of Earthquake Disaster Mitigation Policy II --- Colloquium, Observatory Practice Practice of Tsunami Disaster Mitigation -Real Time Determination of Source Parameter -Determination of Broadband Moment Magnitude -Observation of Tsunami Trace on the Sanriku Coast
Individual Study	

***See ANNEX III for details**

III. Conditions and Procedure for Application

1. Responsibility of the Participating Countries/Organizations:

- (1) It is strongly requested for the government of the participating country and organizations concerned to nominate the applicants who fulfill the requirements for this course and have high motivation and strong commitments to address the current problems in your country/organization.
- (2) If any of the applicants are accepted, the organizations to which the applicants belong are required to support them to focus on making Inception Report described in ANNEX II.
- (3) After the program in Japan, the organizations are desired to facilitate the participants to spread what they learned in the course to the people and organizations concerned.

2. Qualifications of Applicants:

Applicants should:

- (1) be nominated by their government in accordance with the procedures mentioned in III 4
- (2) be university graduates in Seismology, Tsunami or Their Disaster Mitigation, or be university graduates in Science and Technology other than the above mentioned subjects with professional experience of three or more years in the field of Seismology, Tsunami or Their Disaster Mitigation
- (3) be well versed in advanced mathematics such as differentiation and integration, partial derivatives, differential equations, matrix, vector algebra, Fourier analysis, etc
- (4) be able to write research reports on the individual study in English
- (5) have a good command of English --- minimum TOEFL score; 79 (Internet Based Test), 213 (Computer Based Test) or 550 (Paper Based Test), or equivalent

*Applicants with these scores normally can give and understand detailed directives or instruction with technical terms

**In this course, this level should be equivalent to “good” at the question, “13. LANGUAGE PROFICIENCY” in A2A3 Form,

- (6) be over 22 and under 40 years of age
- (7) be in good health to undergo the course of training (Please be fully understand that the training over a long period like this course may pose risks to pregnancy)
- (8) not be military personnel

3. Required Documents:

Following items should be submitted to JICA Office (or the Embassy of Japan) by **May 16, 2008.**

Note; Applications without any of these 3 items will be out of the selections.

(1) **Nomination Form: One (1) original and three (3) copies**

(2) **Application Materials for GRIPS*/BRI** Master Program (See ANNEX I)**

A part of Curriculum of this course is approved as a master’s degree program by GRIPS and BRI. Therefore, Each applicant is required to prepare and submit all of the following materials for admission to GRIPS/BRI Master Program as written in ANNEX I

- Application Form
- Certificate of Health
- Certificate of Employment
- Two letters of Recommendation
- Official Transcripts or Official Copy of Transcripts
- Official Copy of Diploma or Degree Certificate
- Official Document Certifying English Proficiency

(3) **Inception Report (See ANNEX II)**

Each applicant is required to originally write and prepare a typewritten Inception Report by him/herself in accordance with the Instruction for the Preparation of Inception Report (see ANNEX II).

The Inception Reports are used for screening applicants and for presentation. Each participant is required to make a 20-25 minutes presentation on Inception Report within about two weeks after the training begins. Participants are recommended to bring these materials in digital forms.

*GRIPS -National Graduate Institute for Policy Studies

**BRI –Building Research Institute

4. Procedure for Application and Selection:

(1) Submission of the Documents for Selection:

Governments desiring to nominate applicants for the Course should submit (1) original Nomination Form, (2) Application Materials for GRIPS/BRI Master Program, and (3) Inception Report to JICA Office (or the Embassy of Japan) by **May 16, 2008.**

(2) Selection:

1) JICA Office (or the Embassy of Japan) accepts the documents for selection,

carries out the pre-screening, and send the documents to JICA TSUKUBA in charge of this course.

- 2) JICA TSUKUBA will hold a Selection Meeting with BRI in the middle of June, 2008 and decide the qualified applicants among those who fulfill the set requirements described in III.2 above.

Note: Applications without any of required documents will be out of the selections.

- 3) A committee, which consists of GRIPS and BRI, will screen the above qualified applicants academically with the Application materials such as Official Transcripts in the end of June (The schedule is undelayable).
- 4) The applicants who are accepted to participate to the Course will be decided by a faculty council of GRIPS finally.

**In case the number of applicants is more than the capacity of this course, some applicants may not be accepted due to the limited number of seats even though they fulfill the requirements.

(3) Notice of Acceptance:

The JICA office (or Embassy of Japan) will inform the applying government of acceptance or non-acceptance of nominees' application **no later than July 31, 2008.**

In case of acceptance, Acceptance Agreement from GRIPS will be informed together.

5. Rules for Attendance:

Participants are requested to observe the following rules for attending the course:

- (1) not to bring any members of their family
- (2) to return to their home countries at the end of the Course according to the international travel schedule designated by JICA
- (3) to refrain from engaging in political activities or any form of employment for profit or gain while in Japan
- (4) to observe the rules and regulations of their place of accommodation and not to change accommodations designated by JICA
- (5) to observe the rules at the lectures and so on in the course

6. Certificate, Diploma and Master's Degree

- (1) Participants who have successfully completed the course will be awarded a certificate by JICA
- (2) Participants, who have successfully fulfilled requirements given by IISEE, will be awarded another certificate and a diploma by IISEE
- (3) Participants, who have successfully acquired required credits, will be awarded a Master's Degree, 'Master of Disaster Mitigation', by GRIPS and BRI

V. Administrative Arrangements

1. Travel to Japan:

(1) Air Ticket:

Round-trip ticket between an international airport designated by JICA and Japan will be borne by JICA.

(2) Travel Insurance:

Travel insurance is not insured by JICA.

2. Accommodation:

JICA will arrange the following accommodations for the participants in Japan:

Tsukuba International Center (JICA TSUKUBA)

Address: 3-6 Koyadai, Tsukuba-shi, Ibaraki-ken, 305-0074, Japan

TEL: +81-29-838-1117, FAX: +81-29-838-1790 (81: country code for Japan, 3: area code)

*If no room is available at JICA TSUKUBA, JICA will arrange alternative accommodations for the participants.

3. Living Expenses:

Following expenses will be provided for the participants by JICA:

- (1) Allowances for accommodation, living expenses, outfits and shipping
- (2) Expenses for study tours; basically paid in the form of train ticket(s) or chartered bus.
- (3) Free medical care for participants who become ill after arrival in Japan
(Cost related to pre-existing illness, pregnancy or dental treatment is not included)
- (4) Expenses for program implementation including materials

For more details, please see p. 9-16 of the brochure for participants titled "KENSHU-IN GUIDE BOOK", which will be given to the selected participants before (or at the time of) the pre-departure orientation.

4. Course Implementing Organization:

International Institute of Seismology and Earthquake Engineering (IISEE) at Building Research Institute (BRI)

Address: 1 Tachihara, Tsukuba-shi, Ibaraki-ken, 305-0802 Japan

TEL: +81-29-879-0679, FAX: +81-29-864-6777

E-mail: iisee@kenken.go.jp, URL: <http://iisee.kenken.go.jp>

****IISEE is an organization that trains participants from earthquake-prone developing countries on Seismology and Earthquake Engineering. In 1962, the BRI established the IISEE as an institute exclusive for training in the field of seismology and earthquake engineering.**

5. Training Course and Master's Degree Program

The curriculum of this course is approved as a master's degree program by GRIPS and BRI.

National Graduate Institute for Policy Studies (GRIPS)

Address: 7-22-1 Roppongi, Minato-ku, Tokyo, 106-8677 Japan

TEL: +81-3-6439-6046, FAX: +81-3-6439-6050

E-mail: admissions@grips.ac.jp, URL: <http://www.grips.ac.jp>

The entrance examination fee, admission fee and tuition for the Master's Degree Program will be provided by BRI.

6. Pre-Departure Orientation:

A pre-departure orientation will be held at JICA Office (or Embassy of Japan) to provide the selected candidates with details on travel to Japan, conditions of the program in Japan, and other matters. Participants will see a video "Training in Japan," and receive a textbook and cassette tape, "Simple Conversation in Japanese." A brochure, the KENSHU-IN GUIDE

BOOK, will be handed to each selected candidate before (or at the time of) the orientation.

ANNEX:

- I Application Materials for GRIPS/BRI Master Program**
- II Instruction for the Preparation on Inception Report**
- III Syllabus of the Training Program**

Reference

Founded in 1974, the Japan International Cooperation Agency is an implementation agency for technical assistance, focusing on systems building, organization strengthening and human resource development that will enable developing countries to pursue their own sustainable socio-economic development.

The training program for overseas participants is one of JICA's main cooperation programs. Under this program, JICA invites professionals in various fields including administrative officials, engineers and technicians from developing countries to Japan and provide them with skills and technology needed in their countries as well as the chance to share knowledge and experience with participants from other countries. Through this program, participants are expected to acquire skills and technology or create knowledge, bring them back to their countries, and apply them in their workplaces or societies with necessary modifications according to their own conditions to achieve their specific objectives.

JICA's Mission

We, as a bridge between the people of Japan and developing countries, will advance international cooperation through the sharing of knowledge and experience and will work to build a more peaceful and prosperous world.

Oath of Service

With passion and pride, as professionals in development cooperation, we will perform our work responsibly and energetically with love and a sense of duty; we will encourage and support the participation of the Japanese people in our work; we will work as partners to those in need of assistance; and we will strive to fill the world with hope and happiness by promoting peace and sustainable development.

CORRESPONDENCE

For enquires and further information, please contact the JICA office, or the Embassy of Japan. Address any other correspondence to:

Tsukuba International Center
Japan International Cooperation Agency
(JICA TSUKUBA)

Address: 3-6 Koyadai, Tsukuba, Ibaraki, 305-0074, Japan

TEL: +81-29-838-1117, FAX: +81-29-838-1790

E-mail: tbictp1@jica.go.jp

ANNEX I

Application Materials for GRIPS/BRI Master Program

Instructions: Please read this information carefully before completing application materials for the GRIPS/BRI program.

Any false or misleading statement or incomplete or inaccurate application may be the basis for denial of screening for admission or, if admitted, dismissal from the School. All questions must be answered, and the application form must be signed and dated. You must notify the School of any changes of status in any part of your application that may occur after the date of the signature on the application form and write an explanation required thereby within 30 days of the status change. **All materials submitted by an applicant become the property of GRIPS and will not be returned.**

Documents to be submitted: Applicants are requested to submit the following documents (**preferably in one complete set so as to avoid delays in further evaluation**):

Step1: Prepare the following supporting documents:

Please check whether you have submitted all the necessary documents

- completed application form
- certificate of health
- 2 identical photographs (30 x 40 mm) (please paste one photograph on the application form)
- 2 letters of recommendation in sealed envelopes
- official certificate of employment describing applicant's present job title and employer. Information on civil servant qualification (e.g. BCS, IAS, IRS, CSS) should be also included there, if applicable. (The certificate of employment must bear official seal and sign obtained from the employer)
- official transcripts or official copies of transcripts from all undergraduate and postgraduate institutions previously attended*
- official copy of diploma or degree certificate from all undergraduate and graduate institutions previously attended*
- TOEFL/IELTS score report, or other official document certifying English proficiency of those applicants whose undergraduate education was in a language other than English (GRIPS TOEFL code no. 9040, a photocopy of your TOEFL/IELTS score report acceptable). Native speakers of English are exempted from this requirement. Those who received (under) graduate education in English should submit an official document confirming that the language of instruction was English.

Notes

1. *Letters of recommendation must be submitted in sealed envelopes, signed across the seal. Recommendations should be written by people who have supervised the applicant either in an academic or work capacity. Preferably, one letter should be written by a university professor and the other should be written by a senior member of the applicant's present work place.
2. *An official copy means a certified true copy of the original document with an official seal obtained from the administration office of the university attended. A true copy of the original document certified by a notary public

may also be accepted. Copies attested by organizations/persons not having notary/legal functions will not be accepted or considered for screening.

3. All documents must be presented in English. Translations in English without an official seal obtained from the administration office of the university attended or without a signature of the recommender or the drawer of the document are not acceptable.
4. Faxed documents and digital copies sent through e-mail are not acceptable.

INQUIRIES

Details regarding to the graduate program may be obtained at the following websites:

<http://www.grips.ac.jp>

<http://iisee.kenken.go.jp>

Disaster Management Policy Program by GRIPS and BRI In Co-operation with JICA, Japan

Photographs
Please write your
name on the back of
each photo
Size:30 x 40 mm

APPLICATION FORM

(Type or write in block letters)

PERSONAL DATA

1. Full Name _____
as written in your passport.

Name to be used in correspondence, if different from above.

2. Date and Country of Birth _____ 3. Age (as of October 1st 2008) _____
MM/DD/YY country

4. Gender: male female

5. Marital Status: single married

6. Citizenship _____
(as written in your passport)

7. Present Employer _____
Does your organization belong to a central or regional authority? central regional

8. Present Position _____

9. Work Address _____

tel: _____ - _____ - _____ fax _____ - _____ - _____ email _____
country code city code local number country code city code local number

10. Home Address _____

tel: _____ - _____ - _____ fax _____ - _____ - _____ email _____
country code city code local number country code city code local number

11. Present Mailing Address: home work other, namely:

tel: _____ - _____ - _____ fax _____ - _____ - _____ email _____
country code city code local number country code city code local number

APPLICATION INFORMATION

12. List names and locations of educational institutions attended, with dates of attendance and degrees attained or expected. Please attach academic transcripts from all colleges and universities listed.

Elementary Education – Secondary Education (before higher education)	Dates (from–to)	Period of Schooling
		years months

Higher Education	Institution and Location	Dates (from–to) Month Year	Period of Schooling	Degree	Major
Undergraduate level			years months		
Graduate level			years months		
Total years of schooling (including elementary and secondary education)			years months		

13. **[Optional]** Undergraduate GPA _____ out of maximum GPA scale of (e.g. 4.0) _____, if available
Please see appendix for GPA calculation procedure

14. **[Optional]** Graduate GPA _____ out of maximum GPA scale of _____, if available

15. **[Optional]** Undergraduate Class obtained or Passed Division _____, if available

16. **[Optional]** Graduate Class obtained or Passed Division _____, if available

17. Honors and Awards received:

18. TOEFL/IELTS scores or any other qualifications to show English proficiency:

TOEFL: _____ date _____ IELTS: _____ score _____ date _____

Undergraduate/graduate education instructed in English (please submit certificate)

All applicants must submit either TOEFL/IELTS score report (photocopy is acceptable) or an official document with the attestation from the university confirming that undergraduate/graduate education was instructed in English.

19. List below two persons familiar with your past academic or professional activity whom you have requested letters of recommendation.

1. _____
 name position and affiliation

22. Are there any other factors that you would like to have the admissions committee consider in evaluating your application (e.g. personal background, leadership role)?

CERTIFICATION

I certify that to the best of my knowledge all information given above is correct and complete, and I understand that any omission or misinformation may invalidate my admission or result in dismissal.

Signature of applicant

date

You need to submit this completed application form together with the supporting documents listed on page 1. Please use the check list to make sure that you have collected all the supporting documents.

Disaster Management Policy Program by GRIPS and BRI In Co-operation with JICA, Japan

CERTIFICATE OF EMPLOYMENT

EMPLOYER DETAILS

Name of Organization: _____

Address of Organization: _____

tel: _____ - _____ - _____ fax _____ - _____ - _____ email _____
country code city code local number country code city code local number

EMPLOYEE DETAILS

This is to certify that _____
full name of the applicant

has been employed by this organization from _____ to _____
MM/DD/YY MM/DD/YY

Present position, rank, responsibilities, etc.: _____

LEAVE OF ABSENCE APPROVAL SECTION


I will approve one year of Leave of Absence for the above employee to participate in the Disaster Management Policy program, if he/she is admitted to GRIPS and BRI.

Name of person completing the form _____

Position/Title: _____

Signature

Date



*Please put Official Stamp or Seal on this space.

Disaster Management Policy Program by GRIPS and BRI In Co-operation with JICA, Japan

LETTER OF RECOMMENDATION

TO THE APPLICANT: Complete this section. Give this form to the person whom you have asked to recommend you.

Applicant's Name _____
as written in your passport

Recommender's Name _____

TO THE RECOMMENDER: Please enclose the completed recommendation in a sealed envelope and sign it across the seal. Return the signed, sealed envelope to the applicant. If you prefer, you may write a separate letter and attach it to this form. This recommendation letter will remain confidential and will be used for the applications screening procedure only.

1. How long have you known the applicant? _____ years _____ months

2. In what capacity have you known the applicant?

3. How often have you seen him/her?

daily weekly monthly rarely

4. In comparison with other students/staff in the same field whom you have known, how would you rate the applicant's overall academic or administrative ability?

- Truly Exceptional (one of the best you have known)
- Outstanding (highest 5%)
- Excellent (next highest 5%)
- Good (strong ability, but not in top 10%)
- Average (upper 50%)
- Below Average (lower 50%, but recommended)
- Not Recommended

5. Please evaluate as *excellent*, *average* or *poor*:

	<i>excellent</i>	<i>average</i>	<i>poor</i>
Academic Performance	<input type="checkbox"/>	<input type="checkbox"/>	<input type="checkbox"/>
Intellectual Potential	<input type="checkbox"/>	<input type="checkbox"/>	<input type="checkbox"/>
Creativity & Originality	<input type="checkbox"/>	<input type="checkbox"/>	<input type="checkbox"/>
Motivation for Graduate Study	<input type="checkbox"/>	<input type="checkbox"/>	<input type="checkbox"/>

6. (For university professors and instructors only)

Is the academic record indicative of the applicant's intellectual ability? If no, please explain.

7. Discuss the applicant's competence in his/her field of study, as well as the applicant's career possibilities as a professional worker, researcher or educator. In describing such attributes as motivation, intellect, and maturity, please discuss both strong and weak points. Specific examples are more useful than generalizations.

8. Discuss the applicant's character and personality. Please comment on his/her social skills, emotional stability, leadership skills and reliability.

9. Additional comments, if any.

10. How would you evaluate the applicant's overall suitability as a candidate for admission to the Graduate Program of GRIPS and BRI ?

outstanding good average poor

Name of person completing this form _____

Position/title _____

Organization _____

Address _____

phone _____ fax _____ email _____

Signature

date

Disaster Management Policy Program by GRIPS and BRI In Co-operation with JICA, Japan

LETTER OF RECOMMENDATION

TO THE APPLICANT: Complete this section. Give this form to the person whom you have asked to recommend you.

Applicant's Name _____
as written in your passport

Recommender's Name _____

TO THE RECOMMENDER: Please enclose the completed recommendation in a sealed envelope and sign it across the seal. Return the signed, sealed envelope to the applicant. If you prefer, you may write a separate letter and attach it to this form. This recommendation letter will remain confidential and will be used for the applications screening procedure only.

1. How long have you known the applicant? _____ years _____ months

2. In what capacity have you known the applicant?

3. How often have you seen him/her?

daily weekly monthly rarely

4. In comparison with other students/staff in the same field whom you have known, how would you rate the applicant's overall academic or administrative ability?

- Truly Exceptional (one of the best you have known)
- Outstanding (highest 5%)
- Excellent (next highest 5%)
- Good (strong ability, but not in top 10%)
- Average (upper 50%)
- Below Average (lower 50%, but recommended)
- Not Recommended

5. Please evaluate as *excellent*, *average* or *poor*:

	<i>excellent</i>	<i>average</i>	<i>poor</i>
Academic Performance	<input type="checkbox"/>	<input type="checkbox"/>	<input type="checkbox"/>
Intellectual Potential	<input type="checkbox"/>	<input type="checkbox"/>	<input type="checkbox"/>
Creativity & Originality	<input type="checkbox"/>	<input type="checkbox"/>	<input type="checkbox"/>
Motivation for Graduate Study	<input type="checkbox"/>	<input type="checkbox"/>	<input type="checkbox"/>

6. (For university professors and instructors only)

Is the academic record indicative of the applicant's intellectual ability? If no, please explain.

7. Discuss the applicant's competence in his/her field of study, as well as the applicant's career possibilities as a professional worker, researcher or educator. In describing such attributes as motivation, intellect, and maturity, please discuss both strong and weak points. Specific examples are more useful than generalizations.

8. Discuss the applicant's character and personality. Please comment on his/her social skills, emotional stability, leadership skills and reliability.

9. Additional comments, if any.

10. How would you evaluate the applicant's overall suitability as a candidate for admission to the Graduate Program of GRIPS and BRI ?

outstanding good average poor

Name of person completing this form _____

Position/title _____

Organization _____

Address _____

phone _____ fax _____ email _____

Signature

date

Appendix**How to calculate your GPA**

If GPA is not indicated on your transcript, take the value of the grade earned and multiply by the number of credits earned for each course. Add "total value" and divide by the "total number of credits" earned to get GPA.

Example:**Value of Letter Grades**

A	4.0
A-	3.7
B+	3.3
B	3.0
B-	2.7
C+	2.3
C	2.0
C-	1.7
D+	1.3
D	1.0
D-	0.7
F	0.0

grade	value		# of credits		total value
A	4.0	x	3	=	12.00
B-	2.7	x	4	=	10.80
A-	3.7	x	3	=	11.10
C+	2.3	x	3	=	6.90
total			13	/	40.80
GPA				=	3.14

ANNEX II

Instructions for the Preparation of Inception Report

The Inception Report should be originally written by the applicant herself/himself and typewritten including items listed below. Applicants are requested to follow strictly the technical instruction shown in the next page of this General Information. **It is recommendable to record the Inception Report on FD or CD and bring it to Japan.**

Topics of **Inception** Report to be included are,

1. Tsunamis, earthquakes, and tsunami mitigation in your country

- 1.1. Geographic and geoscientific information with maps (tectonics, seismicity, tsunamigenic earthquakes, etc.)
- 1.2. Destructive tsunamis and earthquakes (tsunami damage, tsunami height, casualties, tsunami catalogs, photographs, etc.)
- 1.3. Tsunami mitigation (tsunami hazard assessment, tsunami awareness activities, etc.)
- 1.4. Tsunami countermeasures (tsunami early warning system, tsunami observation system, etc.)

2. Regarding your organization

- 2.1. Role in the national government or country
- 2.2. Internal structure along with the organization chart
- 2.3. Equipment and systems (tsunami early warning system, tsunami observation system, etc.)
- 2.4. Analysis of tsunamis (tsunami modeling, tsunami forecasting, tsunami hazard maps, real-time determination of earthquake parameters, etc.)
- 2.5. Analysis of your organization's and country's capacity (strengths and weaknesses) (Tsunami disaster mitigation plan, responsible organization, tsunami hazard maps, tsunami early warning system, etc.)
- 2.6. Other organizations collaborating with yours for tsunami activities

3. Your responsibilities and interests

- 3.1. Your own responsibility in your organization
- 3.2. The potential target of your study in the course, the difficulties or obstacles in obtaining your target, and a list of your strengths and weaknesses.
- 3.3. Your expectations of the course: What do you expect to derive from it?

The cover page of **Inception** Report should include:

- (1) **Name of Applicant,**
- (2) **Name of Organization** to which Applicant belongs, namely, the affiliation,

The first page of **Inception** Report should include:

- (3) **Title and Author's Name,**
- (4) **Abstract,**

The abstract should be informative and include the principal findings and conclusions. References to formulas or figures are not necessary. It should not be consist of more than 200 words.

- (5) **Introduction,**

(6) **Affiliation of the Author.**

(Affiliation should appear as a foot note on the first page as following sample shows.)

The main part of **Inception** Report that starts from the second page should include:

(7) **Topic mentioned above,**

(8) “**Acknowledgement**” and “**Appendix**” after the topic if necessary.

(9) **References,**

Applicants are requested to submit attached documents including 3 items,

(10) **Attached Document**

- Information about the structure of Organization, for example, Organization Chart,
- Research activity of Organization related to Seismology, Tsunami, or Their Hazard/Risk Analysis, and,
- A list of governmental or private organizations related to Seismology or Tsunami in the country of Applicant.

(11) **Format**

1. The manuscript must be carefully prepared and should be submitted with A2A3 form and GRIPS application materials. The total pages of the Country Report should not exceed 15 pages including tables and figures.
2. **Page Format:** Use A4 white paper sheets (21 cm x 29.7 cm). Leave 2.5 cm margins at the top, right and left sides of the text and 3.5cm margin at the bottom. Special attention has to be paid in preparing papers using US letter-size paper. It should be appropriately arranged so that it conforms to the above requirements in appearance, namely the manuscript should occupy 16cm x 23.7cm in each page. All main text should be single spaced, Times New-Roman types. Use 18pt in capital letters and boldface for **TITLE**, 12pt for authors, and 11pt for the rest, including affiliations, abstract, main text, headings, sub-headings, sub-subheadings, acknowledgement, appendix, references, and captions for figures, photos and tables.
3. **Organization of the papers:** Write the **TITLE** of your paper, centered and in 18pt capital letters and boldface types at the top of the first page. After two more line space, write your names in 12pt. Last names should be in capital. Affiliations should be cited by superscripts. Leave two lines, and then write abstract in 11pt. “**ABSTRACT**” should be in capital letters and boldface and be followed by the text of Abstract. After three lines, start main body of your paper in 11pt. The ordinary pages, starting from the second page, contain the main text from the top line. Avoid footnotes and remarks. Explain in the main text, or in Appendices, if necessary. Affiliation itself should be put at the bottom of the first page, cities, countries and e-mail addresses of all authors, as indicated above.
4. **HEADINGS:** Use at most three levels of headings, i.e., headings, subheadings and sub-subheadings. Headings shall be written in capital letters, boldface types, and centered of your text. Leave two lines space before headings and one after them. Do not indent the first line after headings, subheadings and sub-subheadings. First lines of the other text paragraphs should be indented as indicated here. Do not leave blank lines between paragraphs. **Subheadings:** Subheadings shall be written in lower-case letters and boldface types, right against the left side of your text, as indicated here. Leave one line space before and after subheadings. Use the above mentioned rules for indentation. **Sub-subheadings:** The only difference with respect to subheadings is that sub-subheadings shall be in Italic and no lines space shall be left after sub-subheadings. Don't put numbering to heading of any level.
5. **EQUATIONS AND SYMBOLS:** Use high quality fonts for both mathematical equations and symbols. Papers with hand-written mathematical equations and symbols are not accepted. Equations should be centered and numbered. Leave one line above and below equations. The equation number, enclosed in parentheses, is placed flush right. Equations should be cited in the text as Eq. (1).
6. **FIGURES, TABLES AND PHOTOS:** Figures and tables shall be legible and well reproducible, and photos shall be clear. Colored figures, tables and photo will be printed in Black and White. Captions shall be written

directly beneath figures and photos and above tables, and shall be numbered and cited as Figure 1, Table 1 or Photo 1. They should be written in 11pt, and centered. Long captions shall be indented. Do not use capital letter or boldface types for captions. Figures, tables and photos shall be set possibly close to the positions where they are cited. Do not place figures, tables and photos altogether at the end of manuscripts. Figures, tables and photos should occupy the whole width of a page, and do not place any text besides figures, tables and photos. Leave one line spacing above and bottom of figures, tables and photos. Do not use small characters in figures and tables. Their typing size should be at least 9pt or larger.

- 7. **UNIT:** Use SI unit in the entire text, figures, and tables. If other units are used, provide it in parentheses after the SI unit as 1MPa (10.2 kgf/cm²).
- 8. **CONCLUSIONS:** Write a **CONCLUSIONS** section at the end of your paper, followed by **ACKNOWLEDGEMENT**, **APPENDICES** and **REFERENCES**.
- 9. **ACKNOWLEDGMENT:** Acknowledgment should follow **CONCLUSIONS**.
- 10. **APPENDIX:** Appendix should be placed between Acknowledgment and References, if any.
- 11. **REFERENCE:** All references should be listed in alphabetical order of the first author's family name. They are referred in the main text like (Richter 1935). Write the reference list as

Gutenberg, B., and Richter, C. F., 1954, Seismicity of the Earth and Associated Phenomena, 2nd ed. Princeton Univ. Press, Princeton, NJ.
 Richter, C. F., 1935, An instrument earthquake magnitude scale, *Bull. Seis. Soc. Am.* **25**, 1-32.

(12) Sample for Inception Report

Sample for the cover sheet

<p>THE REGION-FOCUSED TRAINING COURSE ON TSUNAMI DISASTER MITIGATION 2008 – 2009 (COURSE ID: J08-04054) INCEPTION REPORT ON</p> <p>1. Name of Applicant</p> <p>2. Name of Organization</p>

Sample for the first page

<p>TITLE OF THE INCEPTION REPORT</p> <p>by AUTHOR*</p> <p>ABSTRACT</p> <p>.....</p> <p>.....</p> <p>INTRODUCTION</p> <p>.....</p> <p>.....</p> <p>.....</p> <p>.....</p> <p>.....</p> <p>* the Author's organization and occupation are to be written here.</p>
--

Download: the template file that may make your editing task easier from
<http://iisee.kenken.go.jp/publications.htm>

ANNEX III

Syllabus of the Training Program

Category	Title	Subtitle	Contents
Orientation	Orientation	Opening Ceremony, Orientation, Interview, Guidance	Guidance and Orientation for the Seismology Group. The facilities including PCs and Earthquake observation are introduced.
		Overview of Earthquake and Disasters	Introductory lectures for Seismology Group are given by staff members of IISEE. Basic concepts and general scope of seismology, earthquake phenomena, strong motion study and seismic hazard and risk etc. are described.
		Earthquakes and Tsunami	Basic concept and overview of tsunamis, including tsunami generation, propagation and tsunami warning and hazard reduction systems.
Basic Subjects Related with Earthquake and Disasters	Information Technology Related with Earthquake and Disasters I	Computer (1)	Practice on FORTRAN programming for scientific computing is given using PC.
		Mathematics for Seismology (1)	Basic concepts and technique of applied mathematics used often in the field of seismology are explained. Subjects include linear differential equations and Fourier analysis.
		Practice for Information Technology Related with Earthquake and Disasters	Specific tasks and subjects on Information Technology Related with Earthquake and Disasters are given considering interests and backgrounds of participants.
	Information Technology Related with Earthquake and Disasters II	Theory of Seismic Waves	Basic expressions for strain and stress relations are induced from the fundamental concept of the property of elasticity. Mathematical background of the theory of elasticity is discussed from the standpoint of specific problems such as equilibrium conditions, strain energy and transmissions of elastic waves. Reflection and refraction of plane waves are explained. P and S waves velocity distribution is discussed.
		Mathematics for Seismology (3)	Practice of applied mathematics used often in the field of seismology is given.
	Earthquake Phenomenology I	Practice on Theory of Seismic Waves	This practice is presented for understanding the lecture, "Theory of Seismic Waves" through practices. We use TauP Toolkit developed at University of South Carolina for practices of global scale problems.
		Local Earthquake Analyses	Analyses of seismograms obtained by local networks, e. g., Wadati diagram, particle motion, apparent velocity, hypocenter determination, and magnitude.
		Analyses of Teleseismic Records	Analyses of seismograms obtained by local networks are explained. That is Wadati diagram, particle motion, apparent velocity, hypocenter determination, and magnitude.
		Practice for Earthquake Phenomenology	Specific tasks and subjects on Practice for Earthquake Phenomenology are given considering interests and backgrounds of participants.
	Earthquake Phenomenology II	Earthquake Focal Mechanism	Analysis and Practical training in finding fault plane solutions is conducted by using seismic wave.
		Seismicity and Statistics	Fundamental concepts on seismic activity and earthquake statistics including prediction-oriented method analysis.
		Surface Waves	Crust and upper mantle structure inferred from surface wave methods will be explained.
		Crust and Upper Mantle Structure	Crust and upper mantle structure inferred from explosion seismic and surface methods are explained.
	Advanced Subjects Related with Earthquake and Disasters	Earthquake Circumstance I	Scaling Law of Earthquake
Overview for Earthquake Prediction Research (1)			Research works for predicting earthquakes are reviewed and a future direction of the subject is presented.
Mathematics for Seismology (2)			Basic concepts and technique of applied mathematics used often in the field of seismology are explained. Subjects include matrix algebra and vector analysis.
Computer (2)			Practice on UNIX and GMT is given using PC.

		Monitoring the Earthquake Circumstance	Observation trips to institutes which have observational networks to monitor earthquakes will be conducted.
		Practice for Earthquake Circumstance	Specific tasks and subjects on Practice for Earthquake Circumstance are given considering interests and backgrounds of participants.
	Earthquake Circumstance II	Overview for Earthquake Prediction Research (2)	Research works for predicting earthquakes are reviewed and a future direction of the subject is presented.
		Crustal Deformation	Introductory course of crustal deformation including geodetic survey and continuous measurement with special references to the problems on modeling of earthquake and volcanic events and earthquake forecasting.
		Earthquake and Plate Tectonics	The basic concept of plate tectonics is presented. Methods to obtain plate motions are described.
		Earthquake Source Process	Basic models and conceptions of earthquake source processes are provided. The following three subjects: 1) how to describe an earthquake source mathematically, 2) how to synthesize body waves generated from the source, 3) how to determine the model parameters are explained.
	Theory of Tsunami I	Tsunami Simulation	Hands-on practices to calculate tsunami waveforms and tsunami height will be given by using Linux WS and Windows PC. In order to help the interpretation of simulation results, visualization technique using mapping software are also introduced.
		Data Processing	Theory and practice of the least squares method used for seismological analyses and those of Discrete Fourier transform and digital filter are introduced.
		Practice for Theory of Tsunami	Specific tasks and subjects on Practice for Theory of Tsunami are given considering interests and backgrounds of participants.
	Theory of Tsunami II	Mathematics for Tsunami	Practices on applied mathematics used often in the field of tsunami are given.
		Hydrodynamics for Tsunami	The basic equation of fluid dynamics, general ocean wave theory, tsunami generation theory, and non-linear wave theory of tsunamis are explained.
		Tsunami Generation and Propagation	Tsunami generation from earthquake fault motion and tsunami propagation: both forward and inverse modeling are explained.
		Tsunami Source	To calculate travel time of tsunami some computer practices will be given. Basic concept to estimate a tsunami source area from arrival times of observed tsunami is explained. Hands-on practices to estimate tsunami source will be also given.
		Theory of Tsunami Propagation and Inundation Simulation	This class aims to understand the logic of source program of TUNAMI-N1 and N2 (Linear and Non-linear model of tsunami propagation and run-up).
Tsunami Hazard and Risk Assessment	Tsunami Hazard Assessment I	Tsunami Hazard Map	Basic concepts and outline of tsunami hazard map, method of making tsunami hazard map, use of tsunami hazard map and tsunami countermeasures in river and coastal zone in Japan are explained.
		Tsunami Disaster Prevention Administration	Tsunami disaster prevention schemes by local government are introduced. We will visit Kesen-numa city along the Sanriku coast and learn about governmental approaches for tsunami disaster prevention.
		Education of Tsunami Disaster Reduction	International education of tsunami disaster reduction is introduced.
		Earthquake Hazard Assessment Case Study	Specific tasks and subjects on Earthquake Hazard Assessment are given considering interests and backgrounds of participants.
	Tsunami Hazard Assessment II	Introduction of Tsunami Disaster Mitigation	Various features of tsunamis are explained with hydrodynamic principles. Many kinds of tsunami disasters are shown by examples in the past, and possible disasters in the future are also estimated.

		Tsunami Hazard Assessment	Basics on the tsunami hazards assessment is introduced by reviewing historical and recent tsunami hazard/disaster and providing the idea of the risk analysis. Records of tsunamis in the documentation and geological evidences are examined to estimate the frequency.
		Tsunami Disaster Mitigation Policy and Risk Management in Japan	A visit to the Cabinet of Japan and the Port and Harbor Bureau to study tsunami disaster mitigation policy and risk management in Japan is conducted.
		Tsunami Damage Survey	Characteristics of tsunami damages are introduced through examples of post-tsunami survey results. Survey method is explained with the theory. After explanations for matters to be attended in field survey, survey exercise is conducted.
	Tsunami Countermeasures I	Tsunami Protection Facility	A field study, in which the tsunami protection facilities will be observed, is included in the course. A field trip to observe the tsunami trace and to understand the damages due to tsunamis will be also conducted along the Sanriku coast.
		Tsunami Observation	Sea level observation method and tidal data analysis are introduced. Tidal station tour is also conducted.
		International Tsunami Warning Systems	The International tsunami warning system is introduced.
		Tsunami Early Warning System and Dissemination	Outline of tsunami warning service and tsunami estimation are explained.
	Tsunami Countermeasures II	Tsunami Force and Tsunami Resistant Structure	Design formulas of tsunami force are introduced and some examples to computation of tsunami force are lectured. An experiment to evaluate the tsunami impulsive force is demonstrated during the course. As tsunami resistant structures, breakwaters and tidal barriers are shown as well as greenbelt techniques.
		Tsunami Evacuation Building	Tsunami Damage to Buildings by the 2004 tsunami in Indian Ocean is introduced. Tsunami Evacuation Building and other countermeasures against tsunami in Japan are also explained.
Special Topics	Tsunami Magnitude and Catalogue		History of large tsunamis in the world is explained and discussed. Existing tsunami catalogues are also studied. The size of tsunami is described by various magnitude scales. Mechanisms of tsunami earthquakes are also learned. Various tsunami generated by non-earthquake origins, such as landslides or volcanic activities, are also studied.
	Geology for Tsunami		Basic techniques for detecting geological and geomorphological evidences of paleo-tsunami and paleo-earthquake are explained. Subjects include coastal sedimentology, coastal geomorphology and Quaternary geochronology.
	Volcano and Earthquake		Physical processes of magma generation, upward transfer and eruptions of magma are described. Examples of observational evidences of the existence of magma reservoir volcanoes are given. Discussion is focused on the method of volcano surveillance with special emphasis on the observation and nature of volcanic earthquakes and tremors.
	Project Cycle Management for Disaster Mitigation		Methodology and practice for Project Management Cycle and its facilitation techniques.
	Real-time Earthquake Information		Basic theory of earthquake early warning (EEW) system is explained. Demonstrations of EEW using real focal parameters are presented.
	Earthquake Information		Theory and Practice on HTML for public provision of earthquake and disaster information and related topics.
	Earthquake Observation (1)		Basic theory of seismometers is explained. A method for calibration of conventional type of short period seismometer is presented with a practical training.
	Earthquake Observation (2)		Data acquisition and seismic telemetry systems will be explained.

Earthquake Disaster Mitigation Policy	Seismic Disaster Mitigation Policy		Disaster mitigation policy and seismic risk management of national level are discussed with practical system and laws.
	Disaster Risk Management		A broad understanding of disaster risk management, including prevention / preparedness before disasters and recovery / reconstruction after disasters is provided.
	Dissemination for Earthquake Disaster Mitigation		Dissemination process for Earthquake Disaster Mitigation in Japan is explained through observation visits.
	Introduction to GIS for Earthquake Disaster Mitigation		Basics and conceptions of Geographical Information System (GIS) are explained through lecture and practice using free GIS software.
	Japanese ODA Policy and Development Support related with Disaster Mitigation		Japanese ODA policy and implementation and the international trend of development assistance related with disaster mitigation activities, e.g., poverty and gender issues are explained.
Case Studies	Practice of Earthquake Disaster Mitigation Policy I	Study Trip (1)	Study trip to Northern part of Japan (Hokkaido and/or Tohoku) for a week.
	Practice of Earthquake Disaster Mitigation Policy II	Colloquium	Three colloquium are planned 1) for the report on the seismic observation and its results in the countries of each participant, 2) for the practice of reading a scientific paper, and, 3) for explaining the plan of individual study.
		Observatory Practice	Seismic array observation is explained in the Matsushiro Seismological Observatory, Japan Meteorological Agency. The practical training of the analysis of array data is carried out.
	Practice of Tsunami Disaster Mitigation	Real Time Determination of Source Parameter	Real time determination of source parameters (local event) is introduced.
		Determination of Broadband Moment Magnitude	Broadband moment magnitude (Mwp) is a magnitude determined by processing of first arriving P-waves, and has been adopted by tsunami warning centers. First, this magnitude scale is explained in the lecture. Then, computer practices to determine this magnitude are provided.
		Observation of Tsunami Trace on the Sanriku Coast	A field trip to observe the tsunami trace and to understand the damages due to tsunamis will be conducted along the Sanriku coast where has been exposed to the menace of tsunami in Japan.
	Individual Study		

Technical Cooperation by The Government of Japan

Training Award of Japan International Cooperation Agency (JICA)

Application by the Government of

.....
 for a training course in the field of

Please provide one original
 and three copies.
 Please print or type.

(FOR JAPANESE OFFICIAL USE)

- Ordinary Group Course (集団コース) Course No.
- Special Group Course (一般特設) Course No.
- Country-focused Group Course (国別特設) Course No.
- Counterpart (カウンターパート) 専門家名
 プロジェクト名
- Ordinary Individual Course (個別一般)
- Others (C.S, 特別案件等)

Recent photo

PART A To be completed by the nominee.

1 FULL NAME (as in Passport, underline Family Name)				
(Family)	(First)	(Middle)		
2 ADDRESS FOR CORRESPONDENCE	4 DATE OF BIRTH			5 AGE
	Month	Date	Year	
Telephone :	6 SEX <input type="checkbox"/> MALE <input type="checkbox"/> FEMALE			
E-mail :				
3 NAME AND ADDRESS OF PERSON TO BE NOTIFIED IN CASE OF EMERGENCY	7 MARITAL STATUS <input type="checkbox"/> SINGLE <input type="checkbox"/> MARRIED			
	8 NATIONALITY			
	9 RELIGION			
Relationship to you:				
Telephone:				

10 EDUCATIONAL RECORD

Institution	City/Country	Years Attended		Qualification Obtained	Subject
		From	To		

11 TRAINING OR STUDY IN FOREIGN COUNTRIES (in relation to professional interests.)

Institution	City/Country	Period		Certificate/ Degree Awarded	Field of Study
		From	To		

12 EMPLOYMENT RECORD

1) Present Place of Employment

Name	Title of Present Job
	Date of Taking Up Post
Address	Type of Organization
	<input type="checkbox"/> Governmental/Public <input type="checkbox"/> Private <input type="checkbox"/> International <input type="checkbox"/> Others
Telephone:	
Telex/Fax:	

2) Previous Job

Name and Address of Organization	Description of Your Previous Job
Previous Title/Post and Dates(from/to)	

3) Describe briefly the work of your organization and the service it provides.

.....

.....

.....

4) Describe your own job.

.....

.....

.....

.....

.....

5) Explain how the proposed training will be of benefit to you in the work you will be doing on your return.

.....

.....

.....

.....

.....

13 LANGUAGE PROFICIENCY

1. English				
Listening	<input type="checkbox"/> excellent	<input type="checkbox"/> good	<input type="checkbox"/> fair	<input type="checkbox"/> poor
Speaking	<input type="checkbox"/> excellent	<input type="checkbox"/> good	<input type="checkbox"/> fair	<input type="checkbox"/> poor
Writing/Reading	<input type="checkbox"/> excellent	<input type="checkbox"/> good	<input type="checkbox"/> fair	<input type="checkbox"/> poor
2. Mother Tongue				
3. Other Language.....				
	<input type="checkbox"/> excellent	<input type="checkbox"/> good	<input type="checkbox"/> fair	<input type="checkbox"/> poor

14 NOMINEE'S DECLARATION To be signed by the nominee.

I certify that the statements made by me in this form are true and correct to the best of my knowledge.

If accepted for a training award, I agree:

- (a) not to bring any member of my family.
- (b) to carry out such instructions and abide by such conditions as may be stipulated by both the nominating Government and the Japanese Government in respect of this course of training.
- (c) to follow the course of study or training, and abide by the rules of the institution or establishments with which I undertake to study or train.
- (d) to refrain from engaging in political activities, or any form of employment for profit or gain.
- (e) to submit any progress report or evaluation questionnaires which may be prescribed.
- (f) to return to my home country at the end of my course of study or training.

I also fully understand that if granted a training award it may be subsequently withdrawn if I fail to make adequate progress, or for other sufficient cause including physical conditions determined by the Government of Japan.

Date: Signature:

PART B To be completed by nominee's Director or Head of Department.

OBSERVATIONS OF NOMINATING ORGANIZATION

1 Describe what work the nominee will be expected to do on his return.

.....

.....

.....

2 Explain how the proposed training will be of benefit to the work of your organization.

.....

.....

.....

3 (For Non-Group Training only)

Describe:

1) Subject area of the training required.

.....
.....
.....
.....
.....

2) Special subjects which are particularly important and should be included in the training program (continue on an additional sheet if necessary).

.....
.....
.....
.....
.....

3) Period of training required (from/to).

.....

4) Notice required before nominee can be released from present post.

.....

PART C To be completed and signed by a responsible government official.

OFFICIAL NOMINATION

I certify that:

I have examined the documents in this form and I am satisfied that they are authentic and relate to the nominee.

I accordingly nominate this person on behalf of the
Government of

Date: Signature:

Position: Name:.....

Organization:

Official stamp

MEDICAL HISTORY AND EXAMINATION FOR JICA TRAINING AWARD

MEDICAL HISTORY TO BE COMPLETED BY NOMINEE			
1 NAME OF NOMINEE(last name, first name, middle name)			
2 DATE OF BIRTH (mo/day/yr)	3 NATIONALITY	4 SEX _____ male _____ female	5 ADDRESS FOR CONTACT
6 NAME OF TRAINING COURSE/SEMINAR _____			
7 LENGTH OF TRAINING COURSE/SEMINAR (weeks, months) _____			

8 IMPORTANT NOTICE

Before you complete the Medical History Questionnaire, you are hereby notified that:

A medical condition resulting from an undisclosed pre-existing condition may not be financially compensated for by JICA and may result in termination of your training program.

I understand and accept the terms of this notice. _____ Yes _____ No

9 NOMINEE WILL CHECK "YES" OR "NO" AND EXPLAIN

	YES	NO		EXPLANATION
a.			Have you had any significant or serious illness or injury? (If hospitalized, give place & dates.)	
b.			Have you had any operations or advice by a physician to have an operation? (Give place & dates.)	
c.			Do you currently use any drugs for treatment of a medial condition? (Give name & dose.)	
d.			Have you ever been a patient in a mental hospital or sanitarium or treated by a Psychiatrist? (Give place & dates.)	

10 NOMINEE WILL INDICATE "YES" OR "NO" TO EACH ITEM

DO YOU NOW HAVE OR HAVE YOU EVER HAD THE CONDITIONS LISTED BELOW?

(Check each item, if yes, enclose the relevant condition with a circle.)

	YES	NO	CONDITION
a.			Asthma, emphysema, or other lung conditions
b.			Tuberculosis or live with anyone who has tuberculosis
c.			High blood pressure, heart disease
d.			Stomach, liver (hepatitis), gall bladder disease
e.			Kidney or bladder disease, stone or blood in urine
f.			Diabetes (sugar in the urine)
g.			Depression, excess worry, attempted suicide, or other psychological symptoms
h.			Acquired Immune Deficiency Syndrome (AIDS)
i.			Tumor, abnormal growth, cyst, or cancer
j.			Bleeding disorder, blood disease (sickle cell anemia)

I CERTIFY THAT I HAVE READ THE ABOVE INSTRUCTIONS AND ANSWERED ALL QUESTIONS TRULY AND COMPLETELY TO THE BEST OF MY KNOWLEDGE.

11 PRINTED NAME OF NOMINEE	12 DATE	13 SIGNATURE OF NOMINEE