

No: T-16017/5/2020-iGOT  
Government of India  
Ministry of Personnel, Public Grievances & Pensions  
D/o Personnel & Training  
(Training Division)

\*\*\*\*

Old JNU Campus, New Delhi  
Dated: 07<sup>th</sup> April, 2020

**OFFICE MEMORANDUM**

Subject: iGOT (Integrated Govt. Online Training) courses on DIKSHA platform on COVID-19 pandemic.

\*\*\*\*\*

The undersigned is directed to say that as all are aware, India faces a significantly higher threat from COVID-19 pandemic. It will be pertinent to take note of the fact that India's first line of workers is already engaged in COVID relief and doing commendable job. However, a larger force will be needed to replace the first line and to tackle the exponential or geometric increase in positive COVID cases in the subsequent stages of the pandemic.

2. Accordingly, to take care of the training needs of the frontline workers, the launch of the iGOT platform has been fast-forwarded, and using the MoHRD DIKSHA as a host, has been retro-fitted to the purpose requested by the Empowered Group of Officers led by Shri Arun Panda.

3. A version of iGOT fitted to these needs has been launched with the following URL link - <https://igot.gov.in> . The platform will provide the training modules on flexitime and on site basis so that the COVID response can be delivered at scale for the workforce needed to tackle the pandemic.

4. Courses on iGOT have been launched for Doctors, Nurses, Paramedics, Hygiene Workers, Technicians, Auxiliary Nursing Midwives (ANMs), State Govt. Officers, Civil Defence Officials,

....02/-

various Police Organisations, National Cadet Corps (NCC), Nehru Yuva Kendra Sangathan (NYKS), National Service Scheme (NSS), Indian Red Cross Society (IRCS), Bharat Scouts & Guides (BSG) and other volunteers at this stage. The details are as under:

- (i) The URL link is <https://igot.gov.in> (QR Code is at Annexure-V).
- (ii) User Instructions Manual is at Annexure-I.
- (iii) Pamphlet of courses alongwith the Course QR Code is at Annexure-II.
- (iv) Instructions for content creation are at Annexure- III.
- (v) Launch Advertisements are at Annexure - IV & V.

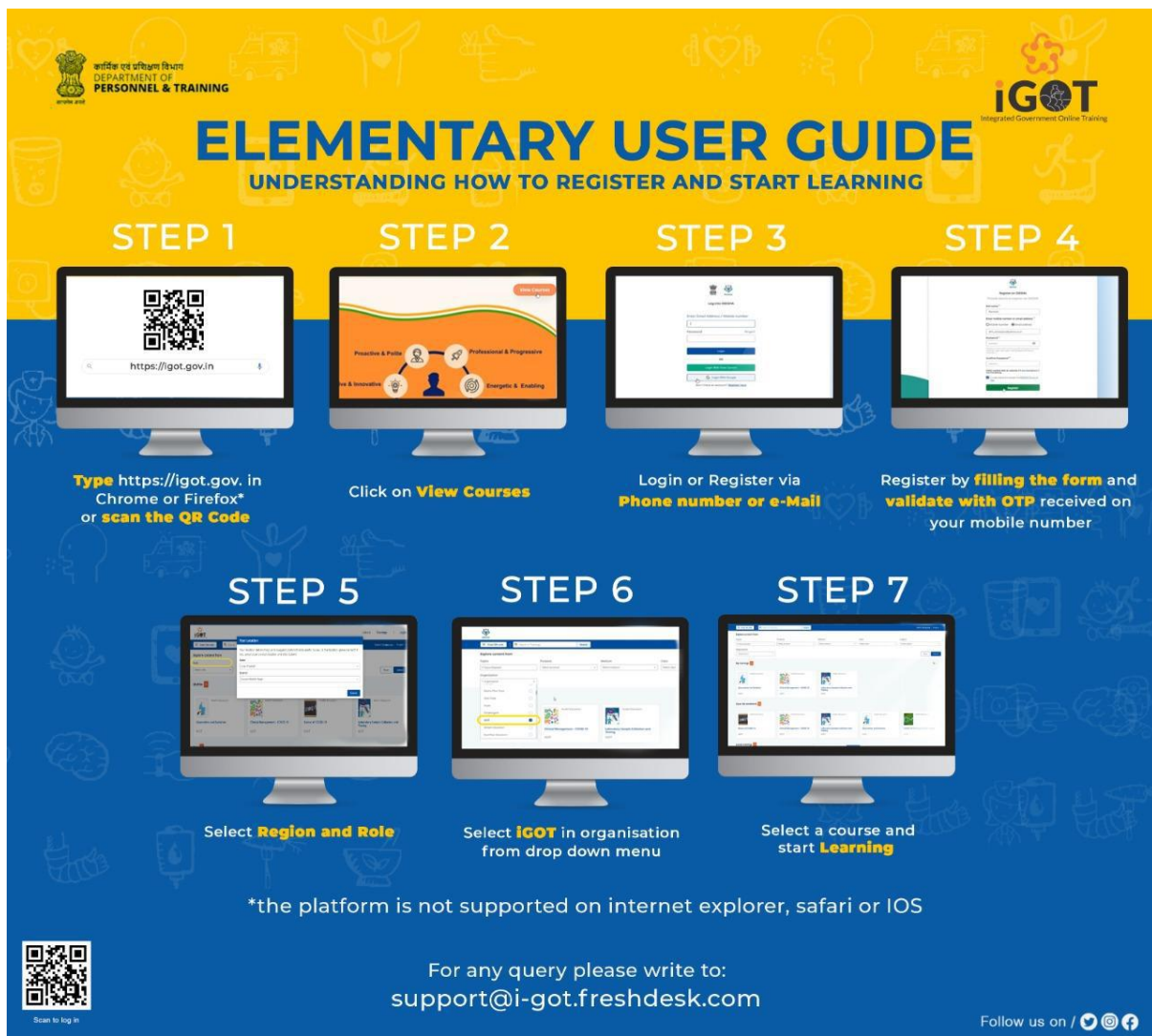
5. It is requested that wide publicity be made and more and more members of the organisations concerned be encouraged to onboard the iGOT platform and undergo online training so that the pandemic may be handled efficiently.



( Manoj Gupta )

Under Secretary to the Govt. of India

1. All Ministries/Departments of the Govt. of India
2. Chief Secretaries of all State Govts./Union Territories
3. Shri Arun Panda, Secretary, MSME - Chairman, Empowered Group on Augmenting Human Resources and Capacity Building.



The image is a user guide for the iGOT platform, titled "ELEMENTARY USER GUIDE: UNDERSTANDING HOW TO REGISTER AND START LEARNING". It features a yellow header with the Department of Personnel & Training logo and the iGOT logo. The guide is divided into seven steps, each illustrated with a computer monitor showing a specific screen from the platform. Step 1 shows a QR code and the URL https://igot.gov.in. Step 2 shows a "View Courses" button. Step 3 shows a login/register form. Step 4 shows a registration form with an OTP validation step. Step 5 shows a selection screen for region and role. Step 6 shows a dropdown menu for selecting the organization as iGOT. Step 7 shows a course selection screen. A QR code for login is provided at the bottom left, and contact information for support is at the bottom center. Social media icons are at the bottom right.


**DEPARTMENT OF PERSONNEL & TRAINING**

**iGOT**  
Integrated Government Online Training

# ELEMENTARY USER GUIDE


UNDERSTANDING HOW TO REGISTER AND START LEARNING

**STEP 1**




Type **https://igot.gov.in** in Chrome or Firefox\* or **scan the QR Code**

**STEP 2**




Click on **View Courses**

**STEP 3**




Login or Register via **Phone number or e-Mail**

**STEP 4**




Register by **filling the form** and **validate with OTP** received on your mobile number

**STEP 5**




Select **Region and Role**

**STEP 6**




Select **iGOT** in organisation from drop down menu

**STEP 7**






Select a course and start **Learning**

\*the platform is not supported on internet explorer, safari or IOS



Scan to log in

For any query please write to:  
[support@i-got.freshdesk.com](mailto:support@i-got.freshdesk.com)

Follow us on /   



# COURSE GUIDE

## Scan - Access - Learn



**ICU Care and Ventilation Management**



**Clinical Management COVID-19**



**Infection Prevention through PPE**



**COVID-19 Training for NCC Cadets**



**Basics of COVID-19**



**Management of COVID-19 cases (SARI ARDS & Septic shock)**



**Infection Prevention and Control**



**Laboratory Sample Collection and Testing**



**Quarantine and Isolation**

\*The platform is not supported on internet explorer, safari or IOS

\*\*Users can view and read course content for other roles as well

**For any query please write to:**  
[support@i-got.freshdesk.com](mailto:support@i-got.freshdesk.com)

Follow us on /   



# Content Creation Guidelines for iGOT



## **1. Guidelines for Content Creation on i-GOT**

### **I TYPE OF ASSET**

- A. Video
- B. Slide Show
- C. Animation
- D. Interactive

### **II GUIDELINES: Please mark an X if the parameters will be met; NA if not applicable**

<b>Hygiene factors</b>	<b>X</b>
Content does not have any factual errors	
Content is free from technical glitches	
Audio/Video is clear and in sync	
Content is not derogatory	
Content does not violate any IP rights or licencing agreement usage restrictions	
<b>Technical Aspects</b>	
Video content or animation should be between 1-7 minutes long	
Slide show should not exceed more than 15 frames/slides	
Content can easily load on a mobile phone	
<b>Production aspects (for videos recorded on phones)</b>	
Video should be recorded in landscape mode	
Video should be recorded using the back camera	
Subjects should not be lit from behind	
Content does not have distracting elements – like loud background music, too much animation etc.	
<b>Usability Aspects</b>	
Content lends itself well to dubbing or subtitling	
Appropriate instructions for content use are built into the content	

**2. Technical Compliance for i-GOT**

<i>Format compliance</i>	
Video (MP4/ WebM)	
Slideshow (ECML)	
Interactive (ECLM/ HTML zip/H5P)	
Document (PDF/ EPub)	
<i>File size</i>	
Less than 50 MB	



## A BIG THANK YOU TO COVID-19 WARRIORS!

The Government is dedicated to equipping all our front line warriors  
with capabilities to fight COVID -19 Pandemic

# LAUNCHING TODAY



iGOT Platform is uniquely designed for our



Doctors



Nurses



Police &  
Volunteers



ANMs,  
Asha Workers,  
Anganwaadis

& all others

Containing self-learning guide with all the  
prevention techniques to fight COVID-19

**Log on to <https://igot.gov.in>**


**THREE SIMPLE STEPS**  
LOG IN → ACCESS → LEARN

Scan to log in

\*The platform is compatible with firefox and chrome only  
For any query please write to: [support@i-got.freshdesk.com](mailto:support@i-got.freshdesk.com)



Follow us on







**iGOT**

Integrated Government Online Training

**FRONT LINE COVID WARRIORS:  
WE CARE FOR THE ONES WHO CARE**

Building capabilities to fight the Pandemic better and equipping you (Covid-19 Warriors) to empower the Nation against Pandemic

iGOT Platform is uniquely designed for our



Doctors



Nurses



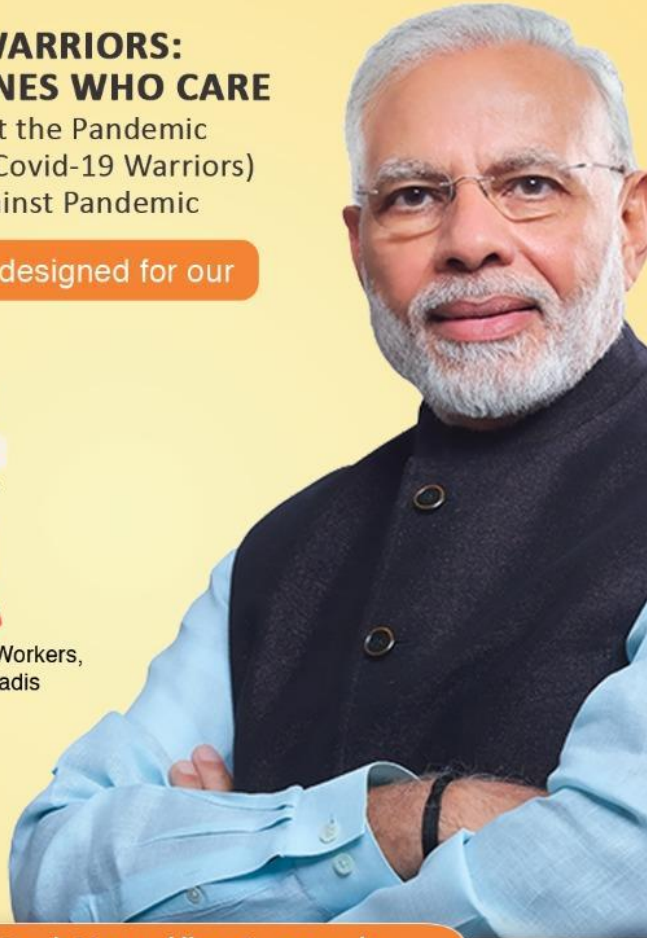
Police & Volunteers



ANMs, Asha Workers,  
Anganwaadis

& all others




Containing self-learning guide with all the latest prevention techniques



Log on to <https://igot.gov.in>

**THREE SIMPLE STEPS**  
LOG IN → ACCESS → LEARN

\*The platform is compatible with firefox and chrome only  
For any query please write to: [support@i-got.freshdesk.com](mailto:support@i-got.freshdesk.com)

Follow us on /   

Scan to log on

